

Single triangle

©2014 Jennifer Williams

Materials and equipment:

Size 20 thread, 2 shuttles, size 11 or 8 beads and the usual tatting equipment.

Abbreviations:

CTM = continuous thread method, R. = ring, p = picot, mp = medium picot, cl = close ring, CH. = chain, SS = swap shuttles, + = join, RW = reverse work, DNRW = do not reverse work,

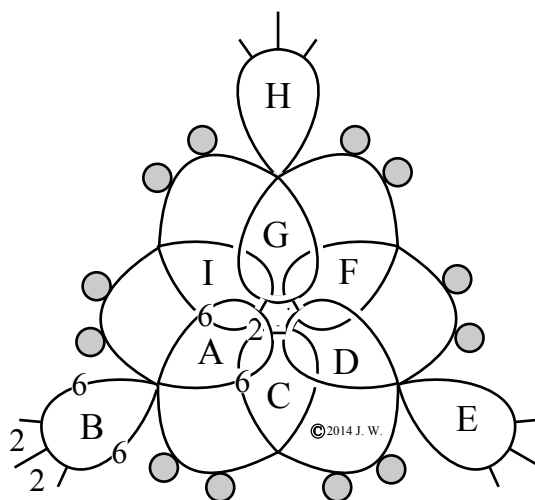
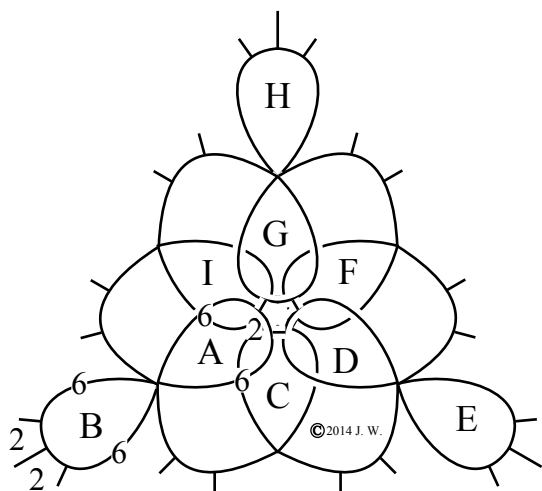
Wind two shuttles CTM with 1 ½ metres on each shuttle

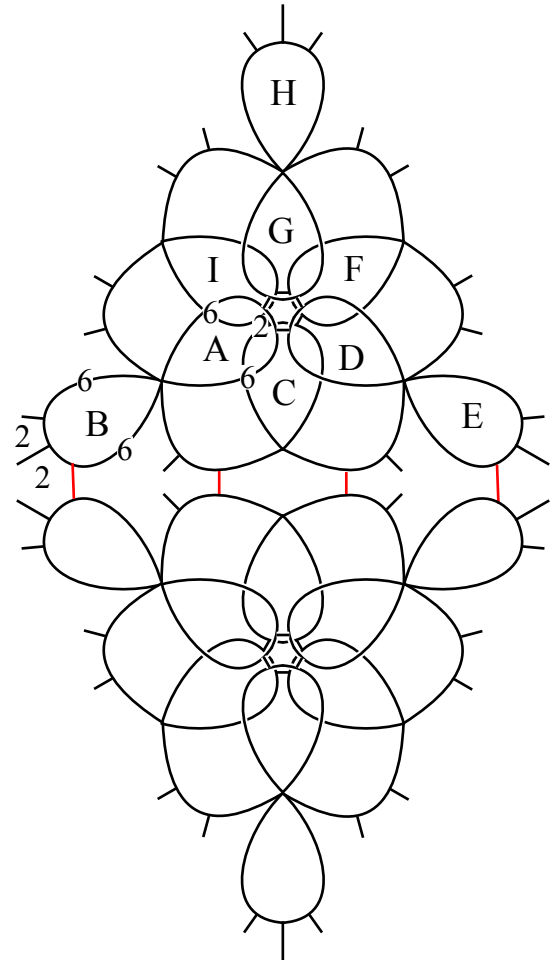
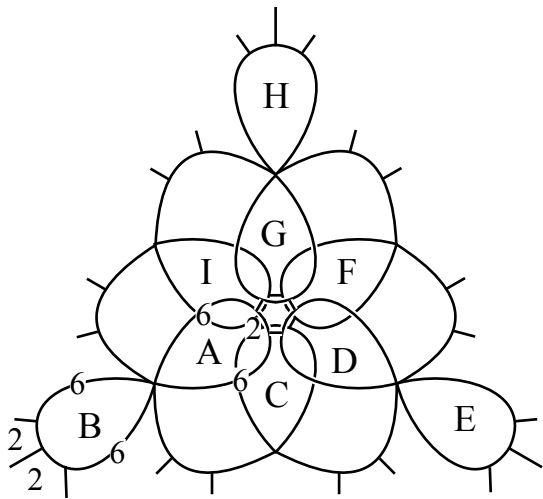
SH.1	R.A	6, p, 2, p, 6, cl, RW, SS
SH.2	R.B	6, p, 2, mp, 2, p, 6, cl, SS, DNRW
SH.1	CH.	3, p, 2, p, 3, RW
	R.C	6, p, 2, p, 6, cl, RW
	CH.	3, p, 2, p, 3, RW
	R.D	6, + to ring 'A' behind ring 'C', 2, p, 6, cl, RW, SS
SH.2	R.E	6, p, 2, mp, 2, p, 6, cl, SS, DNRW
SH.1	CH.	3, p, 2, p, 3, RW
	R.F	6, + to ring 'C' in front of rings 'A' and 'D', 2, p, 6, cl, RW
	CH.	3, p, 2, p, 3, RW
	R.G	6, + to ring 'D', 2, + to ring 'A', 6, cl, RW, SS
SH.2	R.H	6, p, 2, mp, 2, p, 6, cl, SS, DNRW
SH.1	CH.	3, p, 2, p, 3, RW
	R.I	6, + to ring 'F', 2, + to ring 'C', 6, cl, RW
	CH.	3, p, 2, p, 3

Cut and tie between rings 'A' and 'B', then secure the ends.

For the beaded version:- string 12 beads then wind your shuttles as above, position the beads on the shuttle 2 thread

Work the rings as above. Replace the picots on the chains with beads.





Beaded diamond

A fine -4 crochet hook is required to enable beads to be added to joining picots.

String 10 beads for the triangles

Because you will be adding two to the joining picots later - see the diagram on the right

