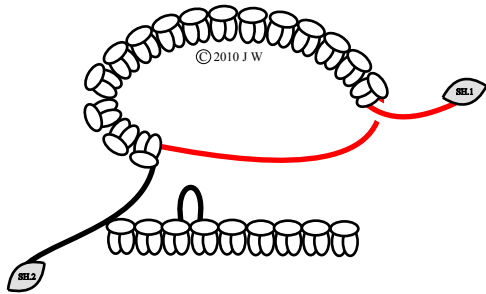
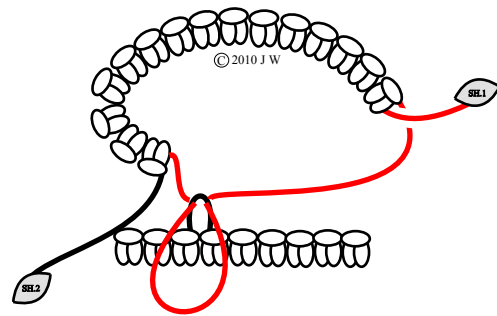


## How to make a join to the second side of a split ring

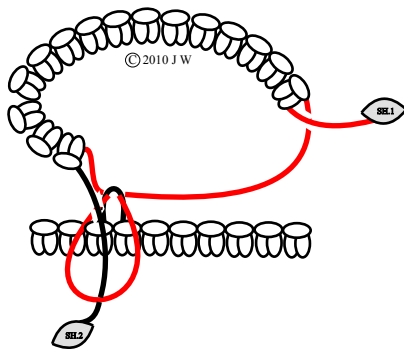
- 1/ Work the first side of the split ring as usual then work the second side as far as the join move shuttle 2 to the left, out of the way



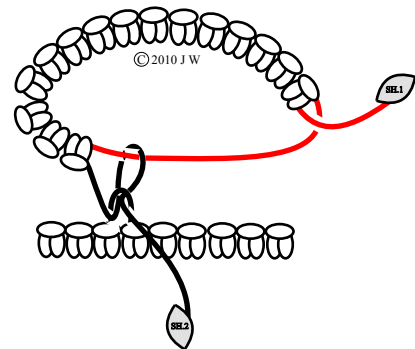
- 2/ with a crochet hook pull a loop FROM THE CORE THREAD through the picot you wish to join to



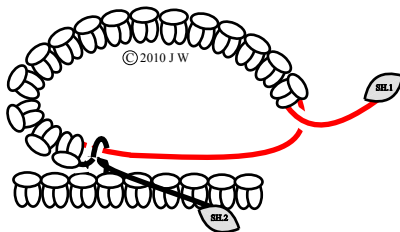
- 3/ pass shuttle 2 down through the loop



- 4/ TENSION THE CORE THREAD so that the thread from shuttle 2 is drawn back through the loop



- 5/ adjust the tension to bring the joined picot close to the split ring



- 6/ complete the second side of the split ring according to the pattern

