

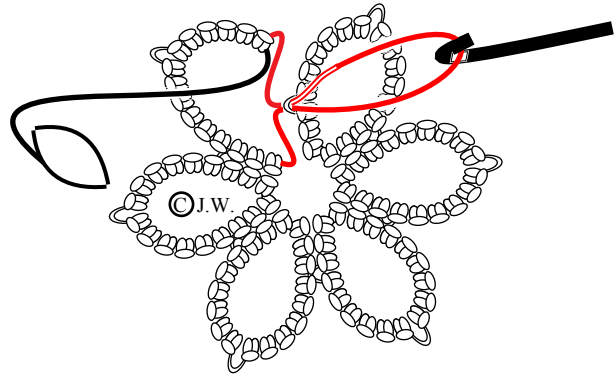
Joining the last ring to the first. Method 2

Work the last ring as far as where the join is to be made.

1)

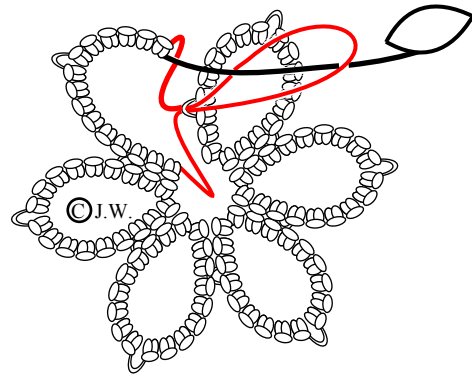
Position the picot of the first ring next to the 'working' thread of the final ring - the one that was round your hand.

With a crochet hook pull a loop from this thread (red - in the diagram) through the picot on the first ring as in the diagram.



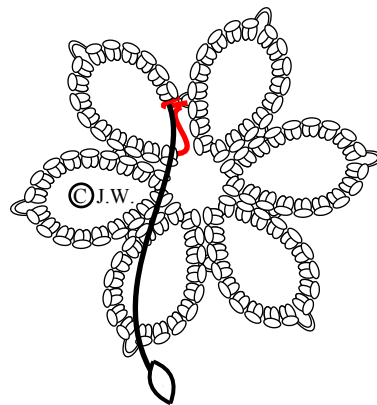
2)

Pass your shuttle through the loop as in the diagram (thick black line),



3)

Adjust the threads to place the join next to the last stitch worked. This will count as the first half of the next stitch so work a second half to complete the double stitch.



4)

Complete and close the ring according to the pattern.

